

NECESSARY SPEECH! APPS TO HELP YOU COMMUNICATE

Presentation by
Jesse Armijo
March 10th, 2017

OUTLINE OF PRESENTATION

- What is AAC?
- AAC apps for Android – Pros and Cons
 - Free apps
 - Premium apps
- AAC apps for Apple – Pros and Cons
 - Free apps
 - Premium apps
- Hands-On Demo/Training of select AAC apps




WHAT IS AAC?

AUGMENTATIVE AND ALTERNATIVE COMMUNICATION

According to the American Speech Language-Hearing Association, “Augmentative and Alternative Communication (AAC) includes all forms of communication (other than oral speech) that are used to express thoughts, needs, wants, and ideas.”



WE ALL USE AAC



Facial Expressions

Symbol Communication



Writing

TYPES OF AAC

- Unaided Method- does not require an external device or apparatus. Nothing other than an individual's body parts are needed to transmit a message, such as using one's hands to gesture.
- Example: Sign Language



TYPES OF AAC CONT.

- Aided Method- is one that requires some type of technology or some kind of an external device. Can be classified into low, light and high performance technology.
- Example: Speech Generating Device (SGD)



WHAT TYPES OF DISABILITIES DOES THIS ENCOMPASS?

- Deaf and Hard of Hearing
- Amyotrophic Lateral Sclerosis (ALS)
- Cerebral Palsy (CP)
- Traumatic Brain Injury (TBI)
- Learning Disability
- Stroke/Aphasia
- Autism
- Parkinson's Disease

TODAY WE'RE GOING TO FOCUS ON THE AIDED METHOD

In particular, applications for Tablets and Smartphones

TRYING TO KEEP UP WITH TECHNOLOGY

- Constantly changing.
- Buy one day, obsolete within a month.
- Too many different options.

Described in one word: OVERWHELMING

ANDROID AAC APPS





ANDROID-PROS

- Variety of devices to choose from.
- Wide range of prices from low to expensive.
- Easy file transfer.
- Comes with accessibility features.



ANDROID-CONS

- Fewer AAC applications choices.
- Complex interface, takes time to adjust.
- Limited Accessibility Features.
- Switch control is varied.





FREE AAC APPS

- **Speech Assistant AAC**
 - Requires Android 4.0 and Up.
- Text-Based AAC App.
 - Can Create Categories, Words, and Phrases.
- Ability to download other voices/languages.
- Backup and Restore option.
- Ability to upgrade to premium version.





FREE AAC APPS



- **LetMeTalk: Free AAC Talker**
 - Requires Android 4.0.3 and up.
 - In-app purchases \$2.49 to \$99.99.
- Lines up images in a row to form sentence.
- Over 9,000 images in app.
 - Can take new images with device camera.
- App can hold multiple profiles.
- Can support languages like Spanish, French, Italian, and German.



FREE AAC APPS

- **Alexicom AAC for Android**
 - Requires Android 1.5 and up.
- Symbol word bank of 7,000 images.
 - 12 Premade page sets.
 - 20 Voices/5 Languages.
- Import photos, create own page sets.
- Online/Offline mode.
- Scanning features for both direct and Bluetooth.





PREMIUM AAC APPS

- **CoughDrop AAC**
 - Free to Install.
 - Subscription based: \$6 per month, \$200 one time.
- Simple interface with ability to personalize.
- Cloud features for offline use.
- Can create page sets for anyone to use.
- Built-in evaluation reports that track progress.
 - Good for parents, SLPs, teachers, etc.





PREMIUM AAC APPS

- **Predictable AAC app**
 - \$158.44 – one time charge.
- Word prediction engine that will adapt to user's vocabulary.
 - Will save frequently used phrases.
- In-app social media component for Facebook and Twitter.
- Can also compose emails from within app.
- Can also manipulate font, color, and contrast for low vision users.





PREMIUM AAC APPS

- **TalkTablet – Autism Speech AAC**
 - \$79.99 – one time charge.
- Symbol based, able to share across multiple platforms.
- 30,000 symbols to choose from or use device camera.
- Can lock the app for editing.
- Internet connection is not required to use application.
- Features a tap delay button to prevent unwanted tapping.



APPLE AAC APPS





APPLE-PROS

- User-friendly interface across all devices.
- Large selection of AAC applications.
- Devices come with many accessibility features for individuals with disabilities.
- Apple devices play well together. No anti-virus software.
- Responsive and easy to use switch control.



APPLE-CONS

- Apple devices tend to be on the more expensive side.
- Accessible software may only be featured on PC devices.
- One type of phone, one type of tablet, one type of computer.
- Cloud services can be difficult to use.



FREE AAC APPS



- **Verbally**
 - Requires iOS 8.0 or later. Premium version is \$99.99.
- Simple design, word grid contains 50 words.
- Contains list of common phrases for conversation.
- Text prediction for frequently used words.
- Option to import contact names for quick reference.
- Steady-Hands feature to limit repeated tapping.



FREE AAC APPS

- **SmallTalk Aphasia – Female**
 - Requires iOS 7.0 or later. Male voice also available.
- Picture and video vocabulary.
- Can be used with the Lingraphica SGDs to expand and personalize vocabulary.
- Contains mouth-position videos for stroke rehabilitation.
- Part of a family of apps which also include: Pain Scale, Daily Activities, Intensive Care, etc.





FREE AAC APPS

- **Communicaide – FREE**
 - Requires iOS 6.0 or later. Premium version is \$69.99.
- Communication through either symbols or short phrases.
- Comes with handy **YES** and **NO** buttons.
- Ability to take photos with device and import to app.
- Also comes with a body chart to indicate pain level.
- Pro version includes access to 300 audio files and unlimited favorites.





FREE AAC APPS



- **iComm**
 - Requires iOS 4.3 or later. Premium version is \$6.99.
- Designed for children or toddlers.
- Ability to import own photos into app.
- 9 categories in free, 20 categories in full.
- Full version features an audio recording mode for symbols.
- App has not been updated in three years.



PREMIUM AAC APP



- **Proloquo2Go**
 - Requires iOS 9.3 or later. Costs \$249.99.
- Symbol-based communication app that works with iPad, iPhone and Apple Watch-Switch Access.
- Comes with 23 pre-programmed grid sizes and a vocabulary of over 10,000 words.
- Ability to customize and tailor the app to the individual.
- Built-in accessibility features for app.
- Works with external switches for additional access.



PREMIUM AAC APPS



- **Tobii Dynavox Compass**
 - Requires iOS 5.1.1 or later. Costs \$179.99.
- The same software that is currently available on the T-Series devices by Dynavox.
- Customize page set based on disability. Grid or scene based options.
- Features word prediction and switch scanning methods.
- App can grow with individual. Full customization features.
- Not supported on the 1st generation iPad.



PREMIUM AAC APPS



- **Aacorn AAC**
 - Requires iOS 8.0 or later. Costs \$119.99.
- Designed for children under the age of 12. There is a catch to this as they get older.
- No grid system. Uses a comprehensive “word tree”.
- WordPix Symbol library and ability to edit own messages.
- Recorded with children’s voices for a more natural voice.
- Features unique interactive lessons for children.
- Includes ability to import photos directly from the iPad.



PREMIUM AAC APPS



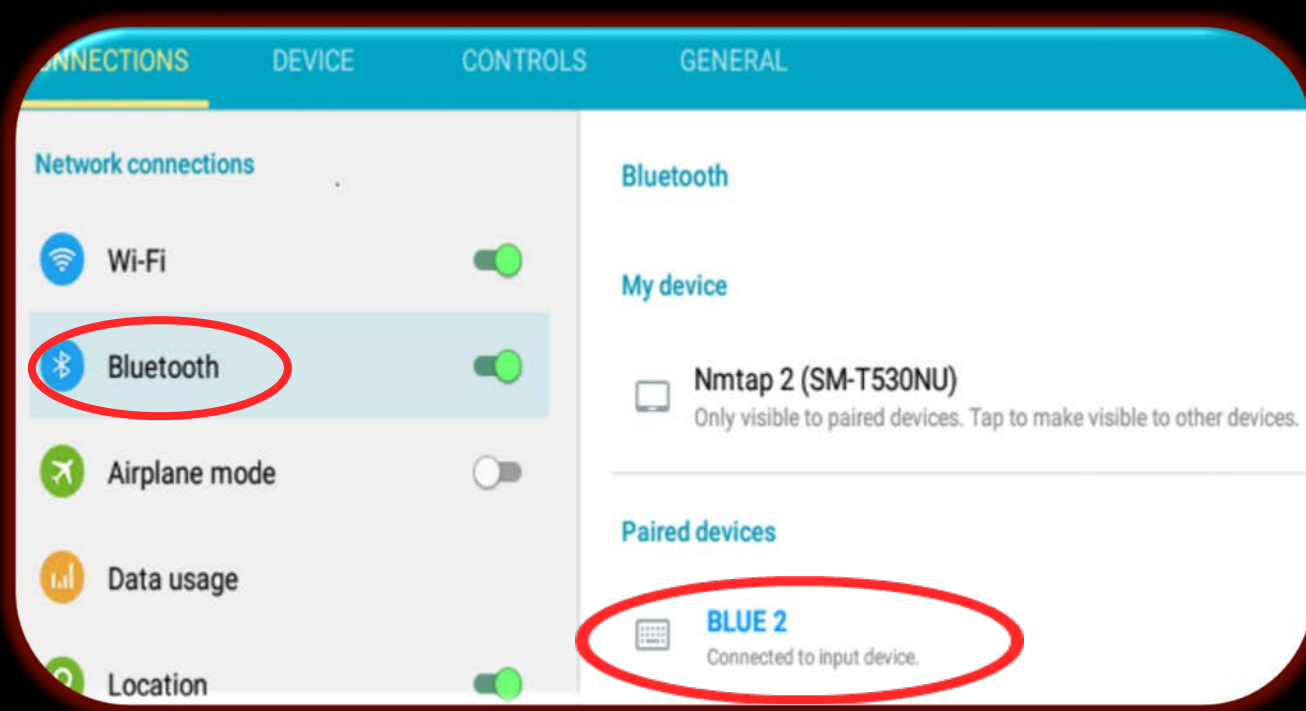
- **Sono Flex**
 - Requires iOS 5.1.1 or later. Costs \$99.99.
- AAC app that works for iPhone, iPod, and iPad.
- Ready to go with 50 pre-made context vocabularies.
- Can use any of the 11,000 SymbolStik symbols or use your own photos with the device camera.
- Comes with five different voices for children, female adult and male adult.
- Versatile app with the ability to build around the individual.

SWITCH CONTROL

SWITCH CONTROL

- Allows individuals to access tablets with the use of an external switch versus using the device's touch screen.
- The switch can connect to the device via USB or Bluetooth.



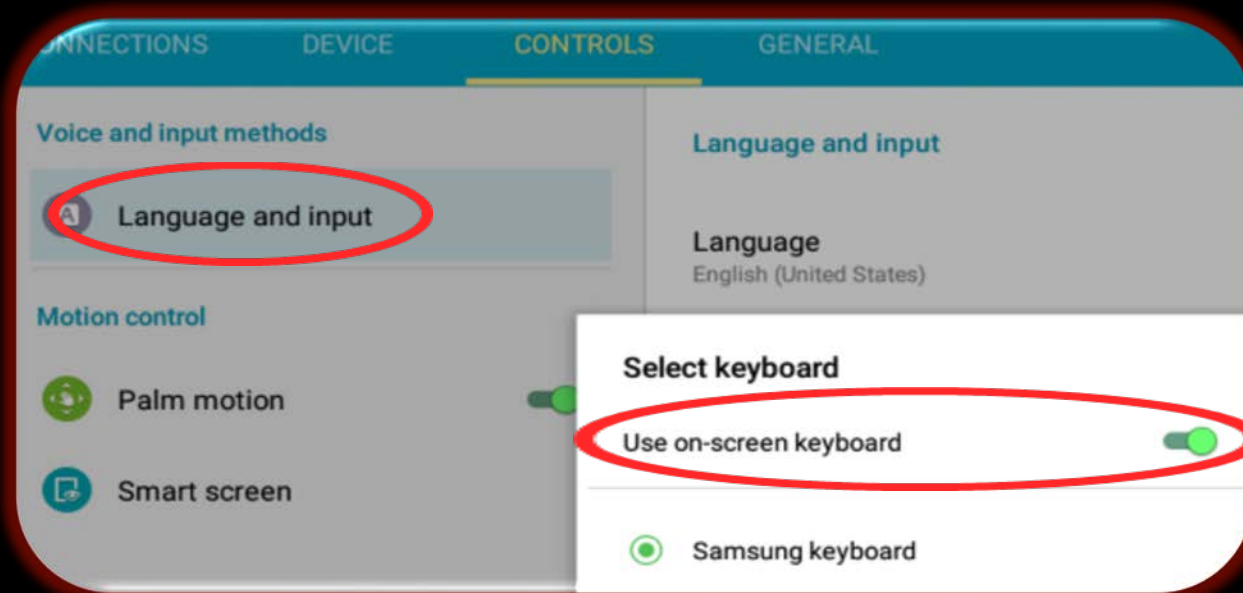


SWITCH ACCESS: ANDROID

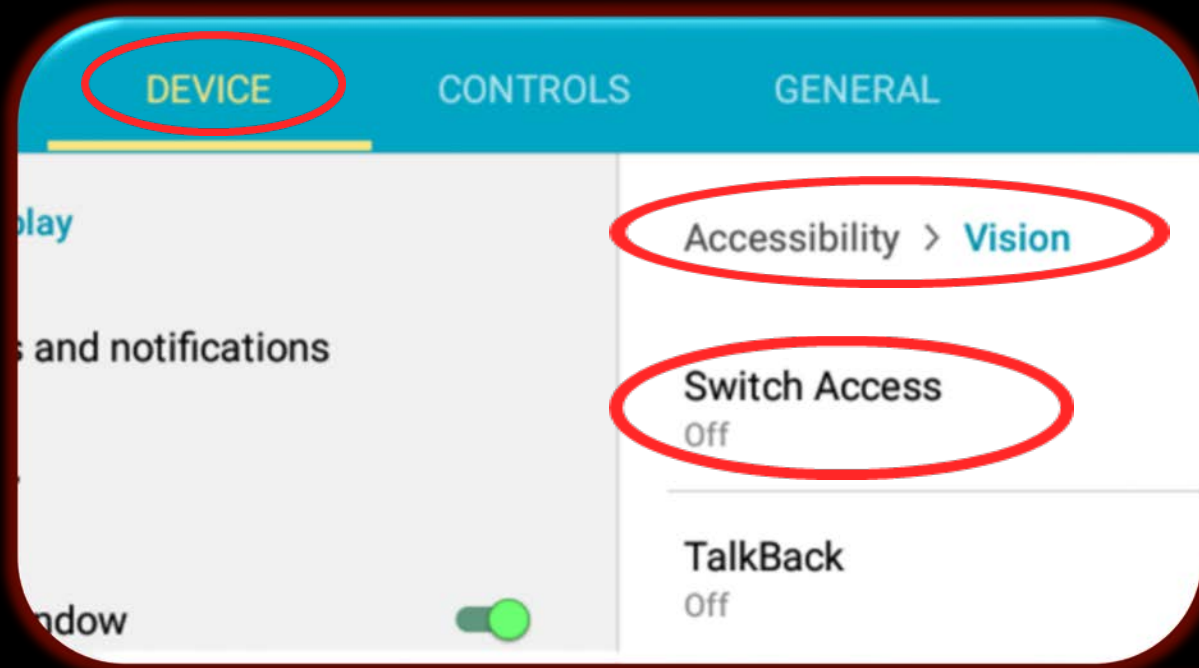
Only available for devices running Android 5.0 or later.

Step #1- Turn on the Bluetooth on the Android device and turn on the Bluetooth switch.

Step #2- When the Bluetooth Switch has paired up it will say, "Connected to input device."



Step #3- Go to Language and Input and **Select Keyboard**. Enable the use of on-screen keyboard.

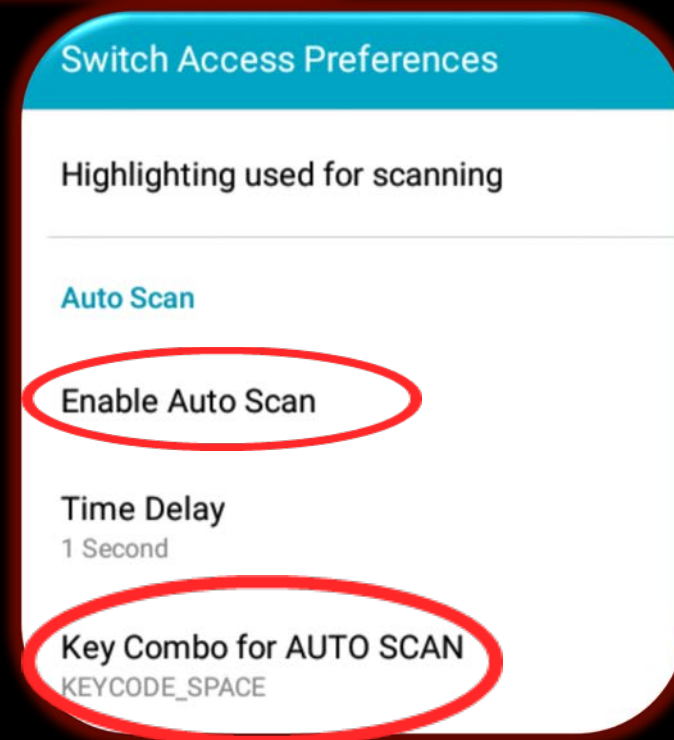


SWITCH ACCESS: ANDROID

Step #4- Go to Accessibility, under **DEVICE**, and go to **VISION**. Recent software has this under Dexterity.

Step #5- In **VISION**, you will want to enable **SWITCH ACCESS**, and then go to settings.

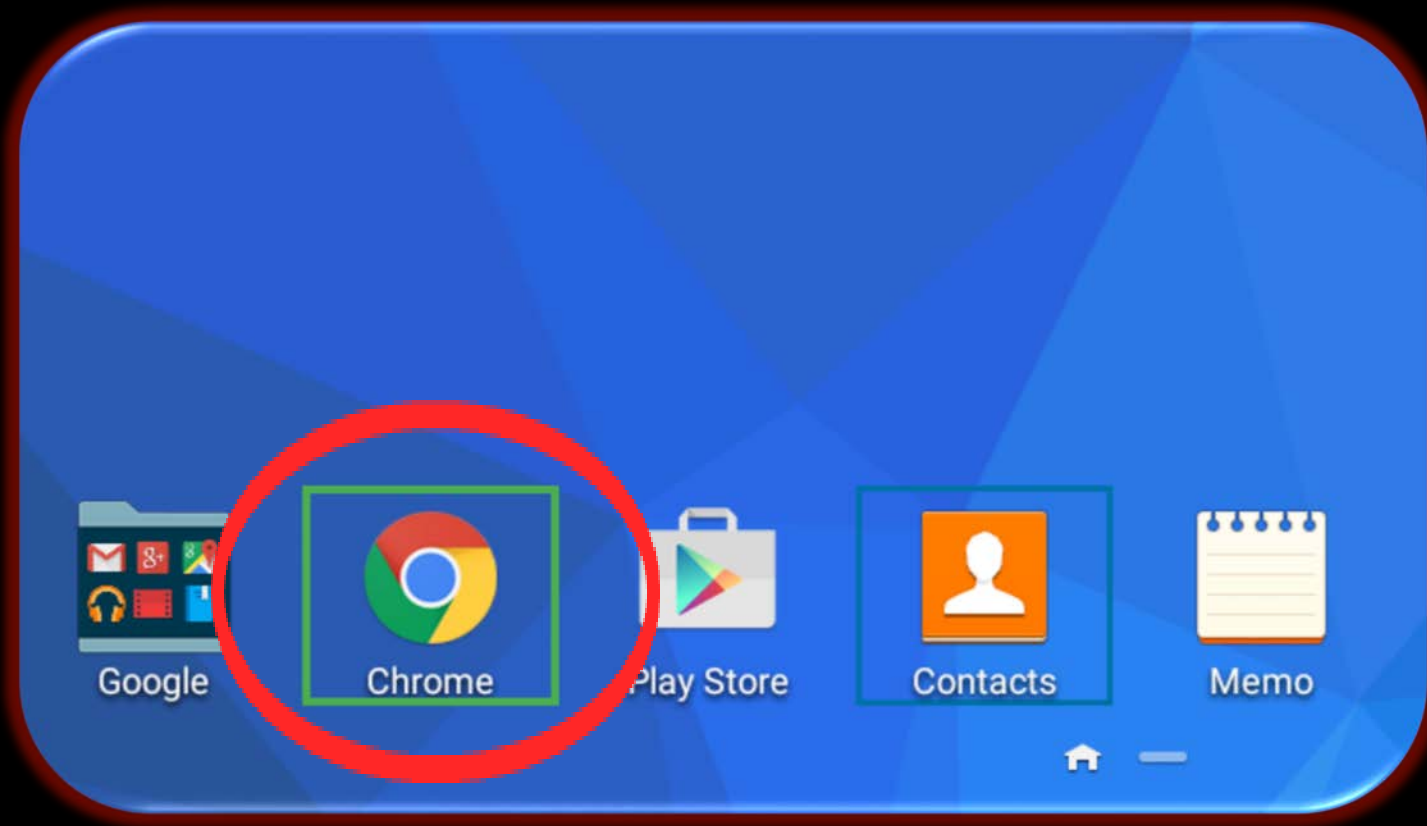
Step #6- This is where you will customize the Bluetooth switch. The user can enable: **Auto Scanning**, **Step Scanning**, and **Group Scanning**.



SWITCH ACCESS: ANDROID

Step #7- Now, the user can scan through the different applications on the device using only the Bluetooth Switch.

The Green Box on the left indicates the scanning features from icon to icon. This can be customized as well.



HANDS-ON TRAINING OF SELECT AAC APPS



CONTACT INFORMATION



Jesse Armijo
AT Specialist

New Mexico Technology Assistance Program
625 Silver Ave. SW Ste. 100 B
Albuquerque, NM 87102
jesse.armijo@state.nm.us